

Chebeague Pre-K News – November 22, 2013

Over the last two weeks special topics beyond our literacy and numeracy works have been Harriet Tubman, Volcanoes, and being thankful. We talked about cotton and how we were all "wearing plants". We looked at a Brain Pop Jr. movie clip about Harriet Tubman and learned which way north was from various points along the nature trail using compasses. We pretended to be slaves running away and looked to the sky for the "drinking gourd" to lead us north.



On 11/11 we harvested 111 potatoes. Some were quite small which provided a great opportunity for each child to seriate a handful of the potatoes from smallest to biggest.



Fine motor practice and care for animals: Using tweezers to extract seeds from a sunflower head.

We put the seeds in our window feeder and have had chickadees and cardinals feeding



After talking a bit about what the inside of our planet earth looked like our attention turned to volcanoes. We did the classic baking soda and vinegar reaction with red food coloring to emulate an eruption. Here they are post eruption exploring the "lava".



Lest they believe that magma and lava are fun to touch we further explored the baking soda and vinegar reaction. This work involves lots of fine motor practice: twisting to open jars, squeezing of food coloring, spooning transfer of vinegar and baking soda and cleaning up. So fun to explore this and watch it bubble.



Block play enables practice story telling and cooperative play



Practicing taking turns playing a Go Fish game that focused on colors and shapes.



Fine motor: twisting with a hex socket driver



Our pumpkin hammering was changed to screwing in eyelets for lacing "hair" and Philip screws to screw in using a screw driver.



One of their numeracy goals is to be able to understand that numbers are composed of different combinations. The game Penny Cup is played by hiding some of the pennies under the cup and then another player guesses how many have been hidden. For now we play it with 5 pennies.



Learning about the Mayflower. Question at circle: Why do all these books have that boat in them? It is tricky to help them learn how the Thanksgiving holiday began with the Mayflower.



Fine Motor Button Practice: Give the turkey some feathers







Table Setting practice
So proud of them using the labels too (spoon, fork, knife, napkin, bowl, cup)



The 100 board. You sort the tiles by groups of 10 according to the tens digit then sequence the tiles from 1 to 100. More than one child worked

on this over a two-day period. They always find the 100 early on and are eager to finally place it.



Thankful pictures with pattern borders:
They shared that they are thankful for water, people, sun, family, eyes to see. I am thankful for each one of them 😊.

Calendar Updates

Nov. 25-26: Parent Teacher Conferences

Nov. 27-29: Thanksgiving break

Dec. 17: Winter concert

*Thank you for sharing your children!
Miss Nancy*